

## Product Datasheet - Technical Specifications



More information in our Web-Shop at ► [www.meilhaus.com](http://www.meilhaus.com)

### Your contact

Technical and commercial sales, price information,  
quotations, demo/test equipment, consulting:

Tel.: +49 - (0)81 41 - 52 71-0

E-Mail: [sales@meilhaus.com](mailto:sales@meilhaus.com)

**Meilhaus Electronic GmbH**  
Am Sonnenlicht 2  
82239 Alling/Germany

Tel. +49 - (0)81 41 - 52 71-0 E-  
Mail [sales@meilhaus.com](mailto:sales@meilhaus.com)

Mentioned company and product names may be registered trademarks of the respective companies. Errors and omissions excepted. © Meilhaus Electronic.

# SDG1000X Plus Series Function/Arbitrary Waveform Generator



Data Sheet  
EN01A



SIGLENT TECHNOLOGIES CO.,LTD

# SDG1062X Plus SDG1032X Plus SDG1022X Plus

## Product Overview

SIGLENT's SDG1000X Plus series dual-channel function/arbitrary waveform generator, with a maximum bandwidth of 60MHz, has excellent sampling system indicators of 1GSa/s sampling rate and 16-bit vertical resolution. Based on the traditional DDS technology, the innovative TrueArb and EasyPulse technologies are used to overcome the inherent defects of DDS technology in outputting arbitrary waves and square waves/pulses. It can provide users with high-fidelity, low-jitter signals. In addition, SDG1000X Plus also provides PRBS pattern generation, sequence wave output, and dual pulse output functions to meet a wider range of application needs.

## Key Features

- Dual channel, maximum output frequency 60 MHz, maximum output amplitude 20 Vpp
- 1 GSa/s digital-to-analog converter sampling rate, 16-bit vertical resolution
- Innovative TrueArb technology, based on a point-by-point architecture, supports any 24pts ~ 8Mpts Arb waveform with a sampling rate in range of 1  $\mu$ Sa/s ~ 250 MSa/s
- Supports sequence wave playback function, maximum storage depth per channel 8 Mpts
- Innovative EasyPulse technology, capable of generating lower jitter Square or Pulse waveforms, brings a wide range and extremely high precision in pulse width and rise/fall times adjustment
- Multi-pulse output function can be used to measure the switching parameters of power equipment and evaluate its dynamic characteristics
- Supports PRBS up to 40 Mbps
- Plenty of analog and digital modulation types: AM, DSB-AM, FM, PM, FSK, ASK, PSK and PWM
- Sweep and Burst function
- Harmonic function
- Waveform Combining function
- High precision Frequency Counter
- 196 built-in arbitrary waveforms
- Built-in WebServer supports instrument control via web browser
- Standard interfaces: USB Host, USB Device (USBTMC), LAN (VXI-11)
- 4.3" LCD display

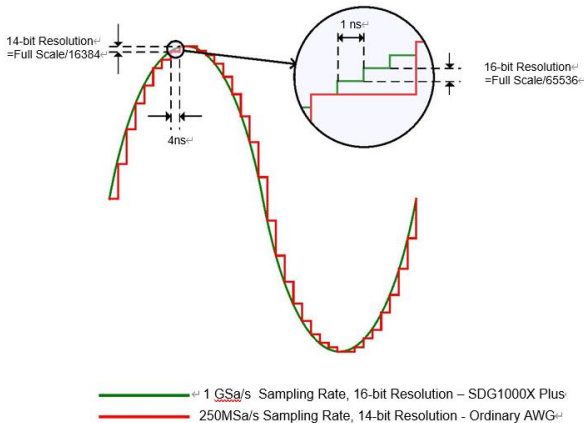


## Models and Key Specifications

Model	SDG1062X Plus	SDG1032X Plus	SDG1022X Plus
Max output frequency	60 MHz	30 MHz	25 MHz
Number of channels	2		
Sampling rate	1 GSa/s (4X Interpolation)		
Vertical resolution	16 bits		
Arbitrary waveform length	8 Mpts/CH		
Max. amplitude	$\pm 10$ V		
Display	4.3" display, 480 x 272 x RGB		
Interface	Standard: USB Host, USB Device, LAN Optional: GPIB (USB-GPIB adaptor)		

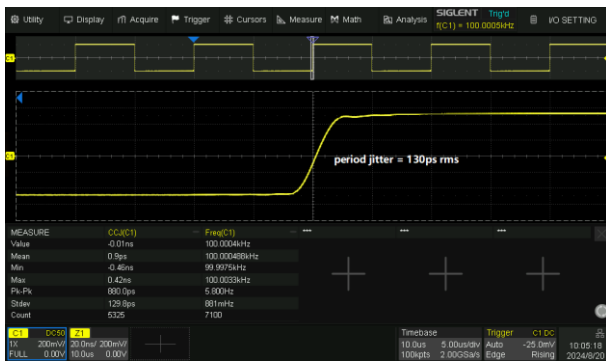
## Characteristics

### High-performance Sampling System



Benefiting from a 1GSa/s and 16-bit sampling system, SDG1000X Plus achieves extremely high accuracy performance in both time domain and amplitude, which results in more accurately reconstructed waveforms and lower distortion

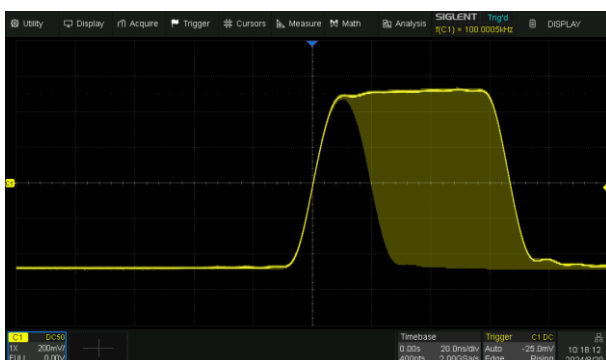
### Innovative EasyPulse Technology



When a Square/Pulse waveform is generated by DDS, there will be a one-clock-jitter if the sampling rate is not an integer-related multiple of the output frequency. SDG1000X Plus EasyPulse technology successfully overcomes this weakness in DDS designs and helps to produce low jitter Square/Pulse waveforms

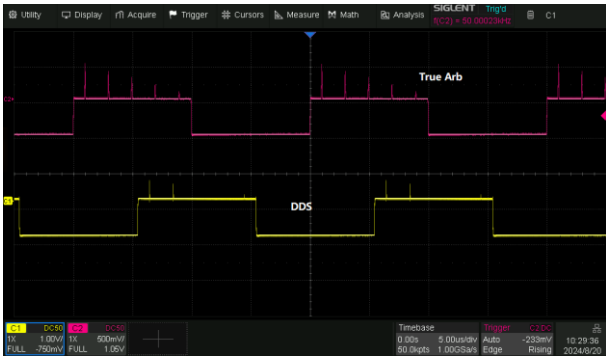


The rise/fall times can be set independently to the minimum of 10ns at any frequency and to the maximum of 22.4s. The adjustment step is as small as 100 ps.



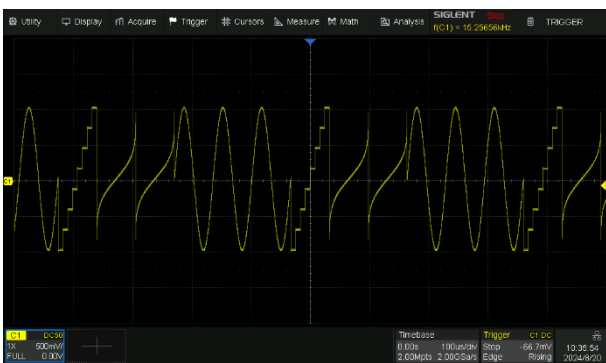
The Pulse width can be fine-tuned to the minimum of 19.4ns with the adjustment step as small as 100ps

### Innovative TrueArb Technology



For arbitrary waveforms, TrueArb not only has all the advantages of traditional DDS, but also eliminates the probability that DDS may cause serious jitter and distortion. TrueArb generates arbitrary waveforms point by point, never skips any point so that it can reconstruct all the details of the waveform as defined.

### Powerful arbitrary wave generation capability and sequence playback function



Provides sequence playback function to easily meet various testing needs. Maximum waveform storage depth reaches 8 Mpts/ch.

\*CH1:Sequence.ON BSWV CH2:Sine.OFF BSWV

Sequence		#1 StairUp	#2 ErfInv
		#3 sine	
Length	16 384	Data Size	16 384 pts
Loop	2	Amplitude	4.000 Vpp
Goto	3	Offset	0.000 Vdc

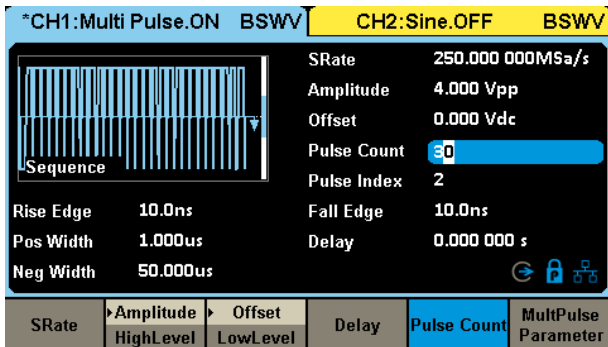
ADD Del Insert Clear Setting return

Easily set the number of cycle times for each waveform and the order of waveform playback. Three operating modes: continuous, burst and single. Three trigger sources are available: "internal", "external" and "manual".

### Built-in multi-pulse output function

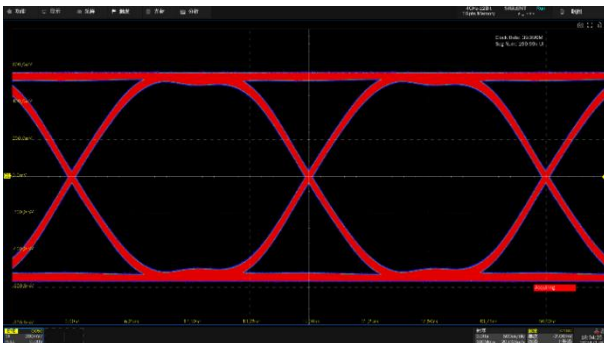


Built-in dual pulse output function, combined with siglent's oscilloscope, can quickly measure the switching parameters and dynamic characteristics of power devices without the need for host computer software.



Supports up to 30 pulses, each pulse can be independently set with pulse edge and positive and negative pulse width.

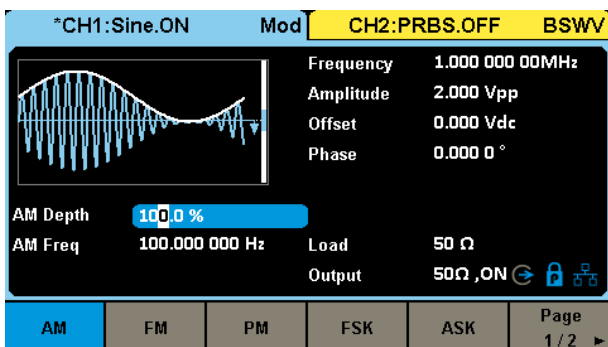
## PRBS pattern output



Provides PRBS3 ~ PRBS32 multiple pattern outputs, the rate is arbitrarily adjustable between  $10^{-6}$  bps ~ 40 Mbps, and the edge is arbitrarily adjustable between 10 ns ~ 1us.

Quickly select preset level logic such as TTL, LVCMOS, LVPECL and LVDS. Differential mode allows you to easily set up two channels as a differential pair output.

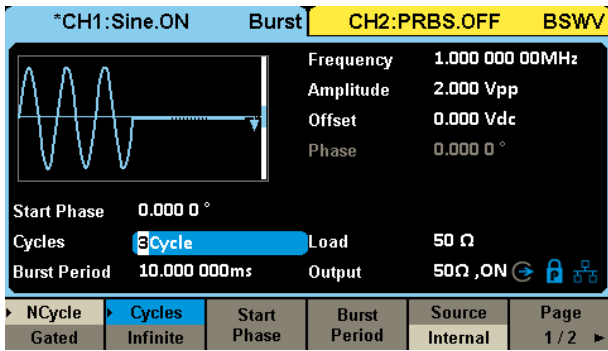
## Modulation



Rich modulation functions, supporting commonly used AM/DSB-AM/ FM/ PM/ ASK/ FSK/ PSK/ PWM modulation methods.

Optional internal and external modulation sources.

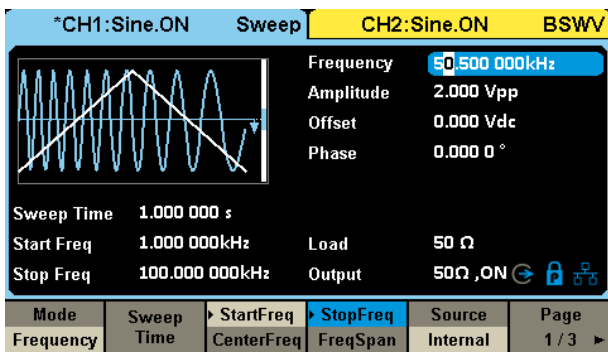
### Burst



Supports two Burst modes: N cycle and Gating

Three trigger sources are available: internal, external and manual.

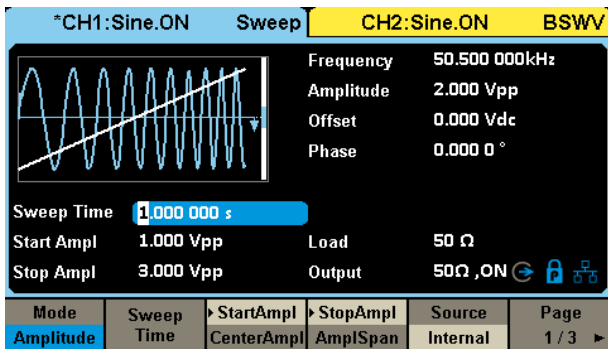
### Sweep



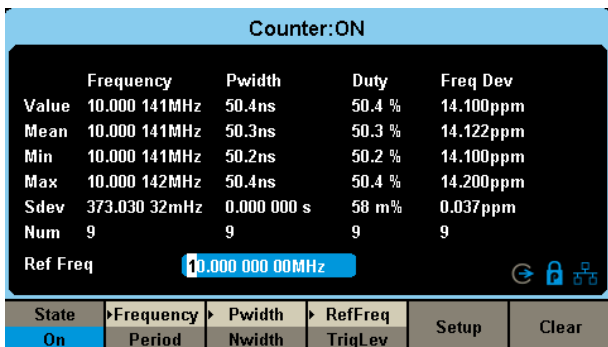
Supports two sweep modes, frequency and amplitude, to easily implement frequency sweep and amplitude sweep tests.

Supports two sweep type: linear and log, and three sweep directions of up, down and up\_down.

Three trigger sources are available: internal, external and manual.



### Frequency Counter



High-precision frequency counter, capable of testing the frequency range of 0.1Hz~200MHz.



## Built-in WebServer



Supports instrument control through a web browser, allowing testing tasks to be completed remotely.

## Specifications

Unless otherwise specified, all specifications can be guaranteed to meet the following conditions:

- Within the validity period of product calibration.
- Within the ambient temperature range of 18 °C ~ 28 °C.
- The instrument is powered on and operating for more than 30 minutes.

Frequency Characteristics					
Parameter	Min.	Typ.	Max.	Unit	Condition
Resolution			1 $\mu$	Hz	
Initial accuracy	-1		+1	ppm	25 °C
	-2		+2		0~40 °C
1st-year aging	-1		+1	ppm	25 °C
10-year aging	-3.5		+3.5	ppm	25 °C

Sine Characteristics					
Parameter	Min.	Typ.	Max.	Unit	Condition
Frequency	1 $\mu$		60 M	Hz	SDG1062X Plus
	1 $\mu$		30 M		SDG1032X Plus
	1 $\mu$		25 M		SDG1022X Plus
Harmonic distortion (0 dBm, 50 $\Omega$ Load)			-65	dBc	$\leq$ 10 MHz
			-60		10 MHz~20 MHz (include)
			-55		20 MHz~40 MHz (include)
			-50		40 MHz~60 MHz (include)
Total Harmonic Distortion			0.075	%	0 dBm, 10 Hz~20 kHz
Non-harmonic spurious (0 dBm, 50 $\Omega$ Load)			-70	dBc	$\leq$ 50 MHz
			-65		> 50 MHz

Square Characteristics					
Parameter	Min.	Typ.	Max.	Unit	Condition
Frequency	1 $\mu$		20 M	Hz	
Rise/fall times		10		ns	10%~90%, 1Vpp, 50 $\Omega$ Load
Overshoot			3	%	100 kHz, 1Vpp, 50 $\Omega$ Load
Duty cycle	0.001		99.999	%	Limited by frequency setting
Jitter (rms), Cycle to cycle			200	ps	1Vpp, 50 $\Omega$ Load

Pulse Characteristics					
Parameter	Min.	Typ.	Max.	Unit	Condition

Frequency	1 $\mu$		20 M	Hz	
Pulse width	19.4			ns	
Pulse width accuracy			$\pm (0.01\%+0.5\text{ns})$		
Rise/fall times	10 n		22.4	s	10%~90%, 1Vpp, 50 $\Omega$ Load
Overshoot			3	%	100 kHz, 1Vpp, 50 $\Omega$ Load
Duty cycle	0.001		99.999	%	Limited by frequency setting
Jitter (rms), Cycle to cycle			200	ps	1Vpp, 10ns edge, 50 $\Omega$ Load

### Noise Characteristics

Parameter	Min.	Typ.	Max.	Unit	Condition
-3dB bandwidth		60		MHz	
Adjustable bandwidth range	20		60	MHz	

### Ramp Characteristics

Parameter	Min.	Typ.	Max.	Unit	Condition
Frequency	1 $\mu$		2 M	Hz	
Symmetry	0		100	%	
Linearity			1	%	Percentage of peak-peak output, 1kHz, 1Vpp, 100% symmetry

### Arbitrary Wave characteristics

Parameter	Min.	Typ.	Max.	Unit	Condition
DDS Mode					
Frequency	1 $\mu$		20M	Hz	Sampling rate 250 M Sa/s
Waveform length	16 k			pts	
Rise/fall times		6		ns	10% ~ 90%, 1Vpp step, 50 $\Omega$ Load
True Arb Mode					
Sampling rate	1 $\mu$		250 M	Sa/s	
Waveform length	24		8 M	pts	
jitter (rms)			200	ps	Cycle to cycle, "010101" pattern, 1Vpp, 50 $\Omega$ Load, 250 MSa/s
Interpolation mode	0-order hold, linear				
Sequence	Run mode: Continuous, Step, Burst				

### PRBS characteristics

Parameter	Min.	Typ.	Max.	Unit	Condition
Bit rate	1 $\mu$		40 M	bps	

Pattern length	2m-1, m = 3,4,...,32				
Rise/fall time	10n		1μ	s	10% ~ 90%, 1 Vpp, 50Ω Load

DC characteristics					
Parameter	Min.	Typ.	Max.	Unit	Condition
Output Range	-10		+10	V	HiZ Load
Accuracy	±(1%+2mV)				HiZ Load

Harmonic Output characteristics					
Parameter	Min.	Typ.	Max.	Unit	Condition
Order			16		
Type	Even, Odd, All				

Output Characteristics					
Parameter	Min.	Typ.	Max.	Unit	Condition
Range (Note 1)	2m		20	Vpp	≤20 MHz, HiZ Load
	2m		10		> 20 MHz, HiZ Load
Accuracy	±(1%+1mV)				10 kHz sine, 0 V offset
Amplitude flatness	-0.3		+0.3	dB	50 Ω, 2.5Vpp, compare to 10 kHz sine
Output impedance		50		Ω	10 kHz sine
Output current	-200		+200	mA	
Channel Isolation		-60		dBc	

Note 1: The specification will be divided by 2 while applied to a 50Ω load

Modulation Characteristics					
<b>AM</b>					
Parameter	Min.	Typ.	Max.	Unit	Condition
Carrier	Sine, Square, Ramp, Arb				
Modulation Source	Internal/External				
Modulating wave	Sine, Square, Ramp, Noise, Arb				
Modulation depth	0		120	%	
Modulation frequency	1 m		1 M	Hz	While modulation source is "Internal"
<b>FM</b>					
Parameter	Min.	Typ.	Max.	Unit	Condition
Carrier	Sine, Square, Ramp, Arb				
Modulation Source	Internal/External				
Modulating wave	Sine, Square, Ramp, Noise, Arb				
Frequency deviation	0		0.5*BW		BW is the max. output frequency Limited by frequency setting

Modulation frequency	1 m		1 M	Hz	While modulation source is "Internal"
<b>PM</b>					
Parameter	Min.	Typ.	Max.	Unit	Condition
Carrier	Sine, Square, Ramp, Arb				
Modulation Source	Internal/External				
Modulating wave	Sine, Square , Ramp, Noise, Arb				
Phase deviation	0		360	°	
Modulation frequency	1 m		1 M	Hz	While modulation source is "Internal"
<b>ASK</b>					
Parameter	Min.	Typ.	Max.	Unit	Condition
Carrier	Sine, Square, Ramp, Arb				
Modulation Source	Internal/External				
Modulating wave	Square with 50% duty cycle				
Keying frequency	1 m		1 M	Hz	While modulation source is "Internal"
<b>FSK</b>					
Parameter	Min.	Typ.	Max.	Unit	Condition
Carrier	Sine, Square, Ramp, Arb				
Modulation Source	Internal/External				
Modulating wave	Square with 50% duty cycle				
Keying frequency	1 m		1 M	Hz	While modulation source is "Internal"
<b>PSK</b>					
Parameter	Min.	Typ.	Max.	Unit	Condition
Carrier	Sine, Square, Ramp, Arb				
Modulation Source	Internal/External				
Modulating wave	Square with 50% duty cycle				
Keying frequency	1 m		1 M	Hz	While modulation source is "Internal"
<b>PWM</b>					
Parameter	Min.	Typ.	Max.	Unit	Condition
Carrier	Pulse				
Modulation Source	Internal/External				
Modulating wave	Sine, Square, Ramp, Noise, Arb				
Modulation frequency	1 m		1 M	Hz	While modulation source is "Internal"
Pulse width deviation resolution	8			ns	

Burst Characteristics					
Parameter	Min.	Typ.	Max.	Unit	Condition
Carrier	Sine, Square, Ramp, Pulse, Noise, Arb				
Type	Count (1-1000000 Cycles), Infinite, Gated				
Carrier frequency	2 m		BW	Hz	BW is the max. output frequency
Phase	-360		360	°	
Internal period	1μ		1000	s	
Trigger source	Internal, External, Manual				
Gated source	Internal/External				
Trigger delay			100	s	

Sweep Characteristics					
Parameter	Min.	Typ.	Max.	Unit	Condition
Carrier	Sine, Square, Ramp, Arb				
Sweep mode	Frequency, Amplitude				
Sweep type	Linear, Log				
Direction	Up, Down, Up_Down				
Carrier frequency	1μ		BW	Hz	BW is the max. output frequency
Sweep time	1 m		500	s	
Trigger source	Internal, External, Manual				

Frequency Counter Characteristics					
Parameter	Min.	Typ.	Max.	Unit	Condition
Function	Frequency, Period, Positive/Negative pulse width, Duty cycle				
Coupling mode	AC, DC, HF REJ				
Frequency range	100 m 10		200 M 200 M	Hz	DC coupling AC coupling
Input amplitude	0.1 Vrms 0.2 Vrms 0.1 Vrms 0.2 Vrms		±2.5 V ±2.5 V 5 Vpp 5 Vpp		DC coupling, ≤100 MHz DC coupling, >100 MHz AC coupling, ≤100 MHz AC coupling, >100 MHz
Input impedance		1M		Ω	

Reference Clock Input/Output					
<b>Reference Clock Input</b>					
Parameter	Min.	Typ.	Max.	Unit	Condition
Frequency		10		MHz	
Amplitude	1.4			V <sub>pp</sub>	
Input impedance	5			k $\Omega$	AC coupling
<b>Reference Clock Output</b>					
Parameter	Min.	Typ.	Max.	Unit	Condition
Frequency		10		MHz	Synchronized to internal reference clock
Amplitude	2	3.3		V <sub>pp</sub>	Hiz Load
Output impedance		50		$\Omega$	

Auxiliary In/Out Characteristics					
<b>Trigger Input</b>					
Parameter	Min.	Typ.	Max.	Unit	Condition
V <sub>IH</sub>	2		5.5	V	
V <sub>IL</sub>	-0.5		0.8	V	
Input impedance	100			k $\Omega$	10 kHz sine
Pulse width	100			ns	
Response time			620	ns	
<b>Trigger Output</b>					
Parameter	Min.	Typ.	Max.	Unit	Condition
V <sub>OH</sub>	3.8			V	I <sub>OH</sub> =8 mA
V <sub>OL</sub>			0.44	V	I <sub>OL</sub> =8 mA
Output impedance		100		$\Omega$	
Frequency			1	MHz	
<b>Sync Output</b>					
Parameter	Min.	Typ.	Max.	Unit	Condition
V <sub>OH</sub>	3.8			V	I <sub>OH</sub> =8 mA
V <sub>OL</sub>			0.44	V	I <sub>OL</sub> =8 mA
Output impedance		100		$\Omega$	
Pulse width		100		ns	
Frequency			5	MHz	
<b>Modulation Input</b>					
Parameter	Min.	Typ.	Max.	Unit	Condition
Frequency	0		50	kHz	
Input impedance	10			k $\Omega$	
Amplitude@ 100% Modulation depth	11	12	13	V <sub>pp</sub>	

General Characteristics					
Power					
Parameter	Min.	Typ.	Max.	Unit	Condition
Voltage	100 - 240 Vrms ( $\pm 10\%$ ), 50/60 Hz 100 - 120 Vrms ( $\pm 10\%$ ), 400 Hz				
Power consumption		25	50	W	
Display					
Parameter	Min.	Typ.	Max.	Unit	Condition
Color depth		24		Bit	
Contrast ratio		350:1			
Luminance		300		cd/m <sup>2</sup>	
Environment					
Parameter	Min.	Typ.	Max.	Unit	Condition
Operating temperature	0		40	°C	
Storage temperature	-20		60	°C	
Operating humidity	5		90	%	$\leq 30$ °C
	5		50		40 °C
Non-operating humidity	5		95	%	
Operating altitude			3048	m	$\leq 30$ °C
Non-operating altitude			15000	m	
EMC/EMI	EMC directive (2014/30/EU), IEC 61326-1:2021				
Safety	UL 61010-1:2012/R: 2018-11; CAN/CSA-C22.2 No. 61010-1:2012/A1:2018-11				
RoHS	EU 2015/863				
Calibration					
Parameter	Min.	Typ.	Max.	Unit	Condition
Calibration interval		1		year	
Mechanical					
Parameter	Min.	Typ.	Max.	Unit	Condition
Dimensions	W×H×D = 260.3mm×107.2mm×295.7mm				
Net weight		3.48		kg	
Gross weight		4.4		kg	



## Ordering Information

Product Model	Description
SDG1022X Plus	25 MHz, 2 CH, 1 GSa/s, 16-bit, Sequence playback function.
SDG1032X Plus	30 MHz, 2 CH, 1 GSa/s, 16-bit, Sequence playback function.
SDG1062X Plus	60 MHz, 2 CH, 1 GSa/s, 16-bit, Sequence playback function.

Standard Configurations	Quantity
Quick Start	1
Power Cord	1
USB Cable	1
Calibration Certificate	1

Optional Configurations	Model
BNC Coaxial Cable	SDG-BNC
20 dB Attenuator	ATT-20 dB
USB-GPIB Adapter	USB-GPIB
10W Power Amplifier	SPA1010