

Product Datasheet - Technical Specifications



More information in our Web-Shop at ► www.meilhaus.com

Your contact

Technical and commercial sales, price information,
quotations, demo/test equipment, consulting:

Tel.: +49 - (0)81 41 - 52 71-0

E-Mail: sales@meilhaus.com

Meilhaus Electronic GmbH
Am Sonnenlicht 2
82239 Alling/Germany

Tel. +49 - (0)81 41 - 52 71-0 E-
Mail sales@meilhaus.com


Mentioned company and product names may be registered trademarks of the respective companies. Errors and omissions excepted. © Meilhaus Electronic.

High Performance Programmable DC Power Supply

— C3000 Series —



Kewell C3000 series is a high-precision programmable DC power supply boasting wide voltage range, high dynamic performance, and next-level power density. Featuring auto-range output and flexible voltage + current combinations, the C3000 series is widely used in industries such as PV & energy storage, EV, battery, and aviation.



30kW in 3U

Ultra-high power density




1ms

High speed communication



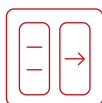
≥ 200V/ms

Rapid voltage slew rate



Up to 500μs

Very short response time



Parallel

Flexible paralleling for higher power



CC/CV Priority

Meeting varied test requirements



Built-in standard curves

EN50530, NB/T32004, CGC/GF004, CGC/GF035;
ISO16750-2, LV123, DIN40839, etc.



Efficiency: 95%

Lower carbon emissions



Normal

Fundamental, Cost-effective



Pro

Fully-featured, Multi-scenario



C3000 Series					
Function Params		Version		Normal	Pro
Model	7.5kW	750V	60A	●	●
	15kW	750V	120A	●	●
	30kW	750V	180A	●	●
	15kW	1500V	60A	●	●
	21kW	2000V	60A	●	●
	30kW	2000V	60A	●	●
	5kW	100V	200A	●	●
	10kW	100V	400A	●	●
	15kW	100V	600A	●	●
Functions	DC source			●	●
	IV simulation			-	●
	Function generator			-	●
	Vehicle power curve			-	●
	Communication interfaces RS485/RS232/LAN/CAN/USB			●	●
Output parameters (100V/750V and above)	Voltage accuracy		≤0.02%F.S./≤0.05%F.S.		
	Current accuracy		±0.1%F.S.		
	Dynamic response time		500us/1ms		
	Voltage slew rate		10V@ms/200V@ms		
	Current slew rate		450A@ms/20A@ms		
	Voltage ripple		See product portfolio for details		
	Current ripple		See product portfolio for details		
	Efficiency		95%		
Input parameters	Grid voltage		342 ~ 528V		
	Grid frequency		47-63Hz		
General parameters	Operating temperature		0 ~ 40°C		
	Dimensions		699(D)*445(W)*133(H)		

Note: ● come with standard equipment - none

