

Product Datasheet - Technical Specifications



More information in our Web-Shop at ► www.meilhaus.com

Your contact

Technical and commercial sales, price information,
quotations, demo/test equipment, consulting:

Tel.: +49 - (0)81 41 - 52 71-0

E-Mail: sales@meilhaus.com


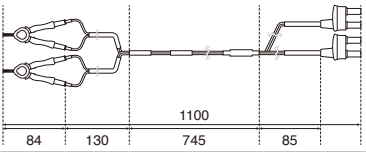

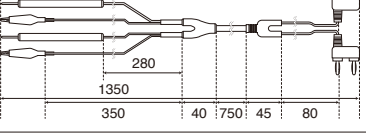

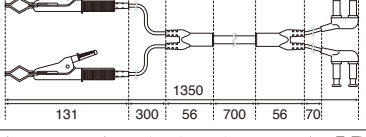

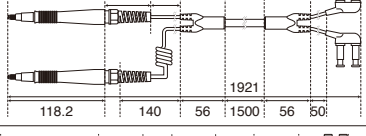

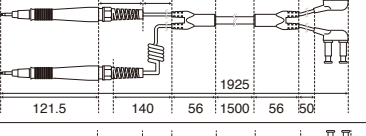

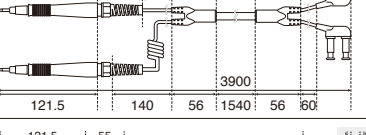

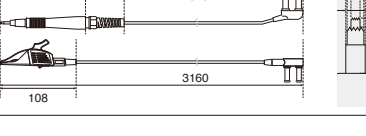

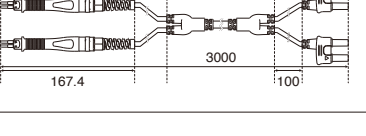

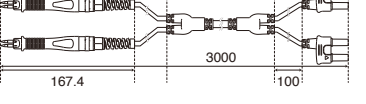
Meilhaus Electronic GmbH
Am Sonnenlicht 2
82239 Alling/Germany

Tel. +49 - (0)81 41 - 52 71-0 E-
Mail sales@meilhaus.com


Mentioned company and product names may be registered trademarks of the respective companies. Errors and omissions excepted. © Meilhaus Electronic.


RM3548-50 Measurement Lead Selection Guide

Hioki offers measurement leads for use in a variety of applications. This sheet recommended products based on the shape of the device being measured and contact workability.

Appearance	Model	Dimensions (mm)	Characteristics	DUTs and applications
	L2107 CLIP TYPE LEADS		This comes with the RM3548-50. It clips onto the measurement target for measurement. Minimum clippable diameter: 0.3 mm	<ol style="list-style-type: none"> 1. Electronic components 2. Motor windings 3. Cable length measurement
	9453 FOUR TERMINAL LEAD		This comes 4-terminal test lead has clips for the SOURCE terminals and pins for the SENSE terminals.	<ol style="list-style-type: none"> 1. Pattern resistance on printed circuit boards 2. Shunt resistors
	9467 LARGE CLIP TYPE LEAD		This large clip-type lead makes easy clipping to busbars and equipment frames.	<ol style="list-style-type: none"> 1. Large motors 2. Large transformers 3. Equipment frames
	9772 PIN TYPE LEAD		Spring-loaded pins and optimal distance between the SOURCE and SENSE pins ensure stable measurements, making this lead ideal for low-resistance measurements.	<ol style="list-style-type: none"> 1. Verification of nut bolt tightening 2. Vehicle equipotential bonding tests
	9465-10 PIN TYPE LEAD		The coaxial pin design makes it easy to establish contact in confined spaces, such as when measuring bolts.	<ol style="list-style-type: none"> 1. Verification of nut-bolt tightening 2. Vehicle equipotential bonding tests
	9465-11 PIN TYPE LEAD		A version of the 9465-10 with a longer cable.	<ol style="list-style-type: none"> 1. Verification of nut-bolt tightening 2. Vehicle equipotential bonding tests
	L2140 TEST LEADS		The black clip can be fixed, allowing the red probe to be used for probing various locations.	<ol style="list-style-type: none"> 1. Vehicle undercarriage equipotential bonding tests
	L2141 PIN TYPE LEAD		This lead has highly durable spring-type pin terminals. Round tips prevent damage to the contacted object.	<ol style="list-style-type: none"> 1. Measurement of weld resistance on aircraft fuselages
	L2142 PIN TYPE LEAD		This lead has highly durable spring-type pin terminals. It features needle pins that can penetrate paint coatings for measurement.	<ol style="list-style-type: none"> 1. Measurement of weld resistance on aircraft fuselages 2. Surfaces covered by paint or an oxide layer


Replacement pins



 **9772-90**
Replacement pin (1) for 9772 PIN TYPE LEAD

 **9465-90**
Replacement pin (1) for 9465-10/-11, L2140 PIN TYPE LEAD

LED COMPARATOR ATTACHMENT L2105

Places comparator (pass/fail) diagnostic results at your fingertips

 **L2105**
Connect to the RM3545-50.
Cable length: 2 m

 Green indicator (IN) state
 Red indicator (HI/LO) state